

Features

- Full blocking capability over wide temperature range
- High Surge current capability
- Hermetic metal case with ceramic insulator

Key Parameters

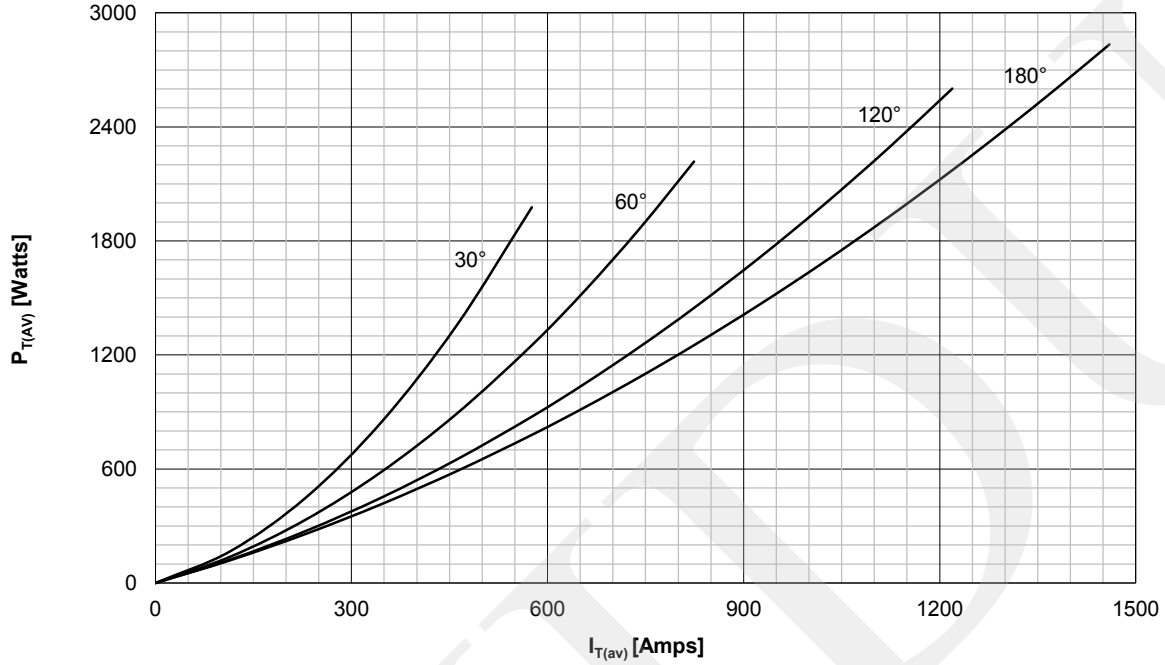
V_{DRM} / V_{RRM}	= 2800V
$I_{T(AV)}$	= 1460A
I_{TSM}	= 31kA
$V_{T(TO)}$	= 0.97V
r_T	= 0.27mΩ

Applications

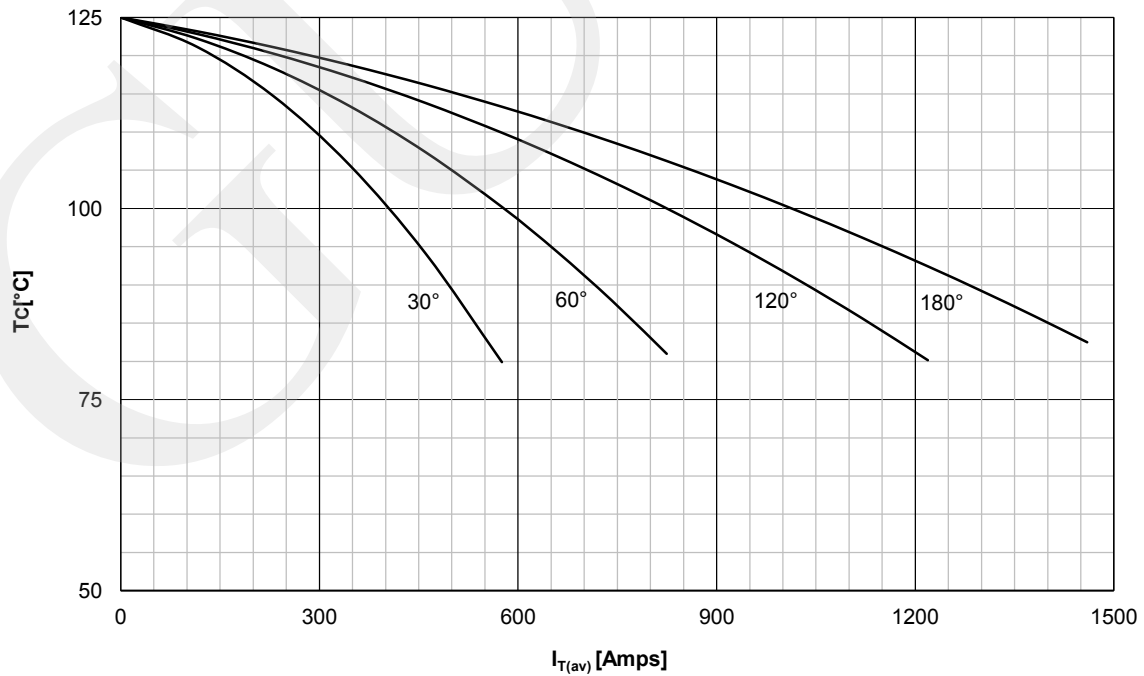
- Power Supplies
- AC Controllers
- Controlled Rectifiers

Symbol	Characteristic	Conditions	T _J [°C]	Value	Unit
BLOCKING					
V_{RRM}	Repetitive peak reverse voltage		125	2000 - 2800	V
V_{RSM}	Non-repetitive peak reverse voltage		125	2100 - 2900	V
V_{DRM}	Repetitive peak off-state voltage		125	2000 - 2800	V
I_{RRM}	Repetitive peak reverse current	$V = V_{RRM}$	125	70	mA
I_{DRM}	Repetitive peak off-state current	$V = V_{DRM}$	125	70	mA
CONDUCTING					
$I_{T(AV)}$	Mean on state current	180° sin ,50 Hz, T _c =82°C, double side cooled		1460	A
I_{TRMS}	RMS on state current			2292	A
I_{TSM}	Surge on state current	Sine wave, 10 ms Without reverse voltage	25	31.0	kA
			125	30.0	kA
$I^2 t$	$I^2 t$	Sine wave, 10 ms Without reverse voltage	25	4805 x 10 ³	A ² s
			125	4500 x 10 ³	A ² s
V_T	Peak on state voltage	Peak on state current = 3000A	125	2.00	V
$V_{T(TO)}$	Threshold voltage		125	0.97	V
r_T	On state slope resistance		125	0.27	mΩ
SWITCHING					
di/dt	Critical rate of rise of on-state current	Repetitive	125	200	A/μs
dv/dt	Critical rate of rise of off-state voltage	$V_{DR} = 67\%V_{DRM}$	125	1000	V/μs
GATE					
I_{gt}	Gate trigger current	$V_D=6V$	25	250	mA
V_{gt}	Gate trigger voltage	$V_D=6V$	25	3.0	V
I_H	Holding current	$V_D=6V$, gate open circuit	25	600	mA
I_L	Latching current	$V_D=6V$	25	1000	mA
MOUNTING					
$R_{th(j-c)}$	Thermal impedance, sin 180°	Junction to case, Double side cooled		0.015	°C/W
$R_{th(c-h)}$	Thermal impedance	Case to heatsink, Double side cooled		0.005	°C/W
T_j	Max. junction temperature			125	°C
T_{stg}	Storage temperature			-40 125	°C
M	Mounting Torque			23	KN
W	Weight (Approx.)			550	gm

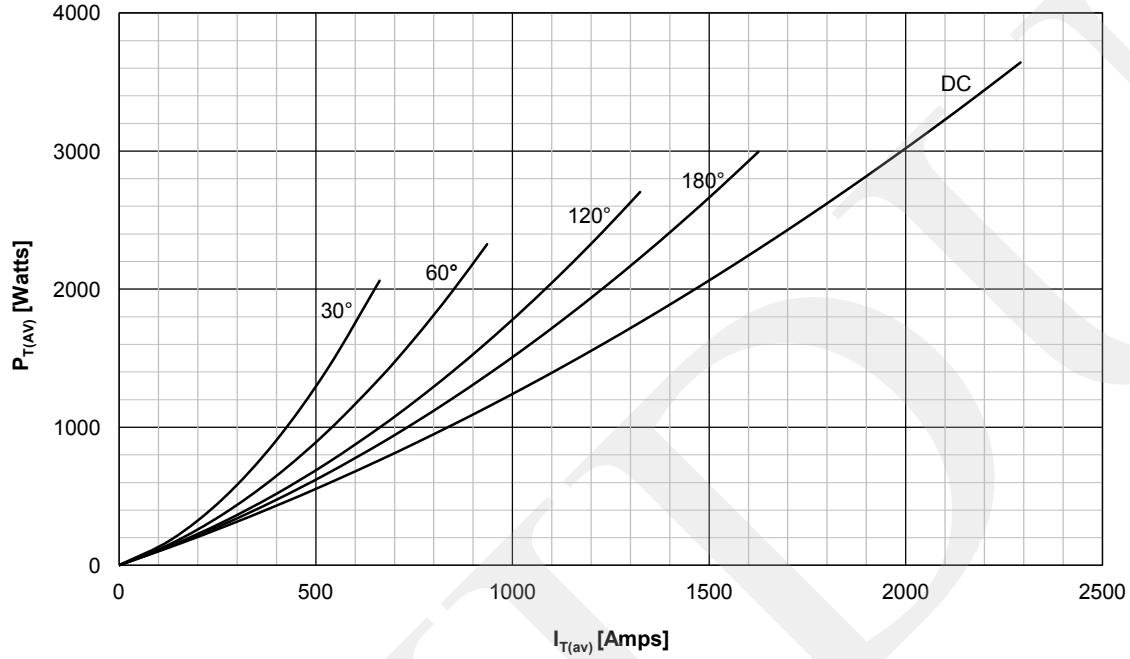
DISSIPATION CHARACTERISTICS
SINE WAVE



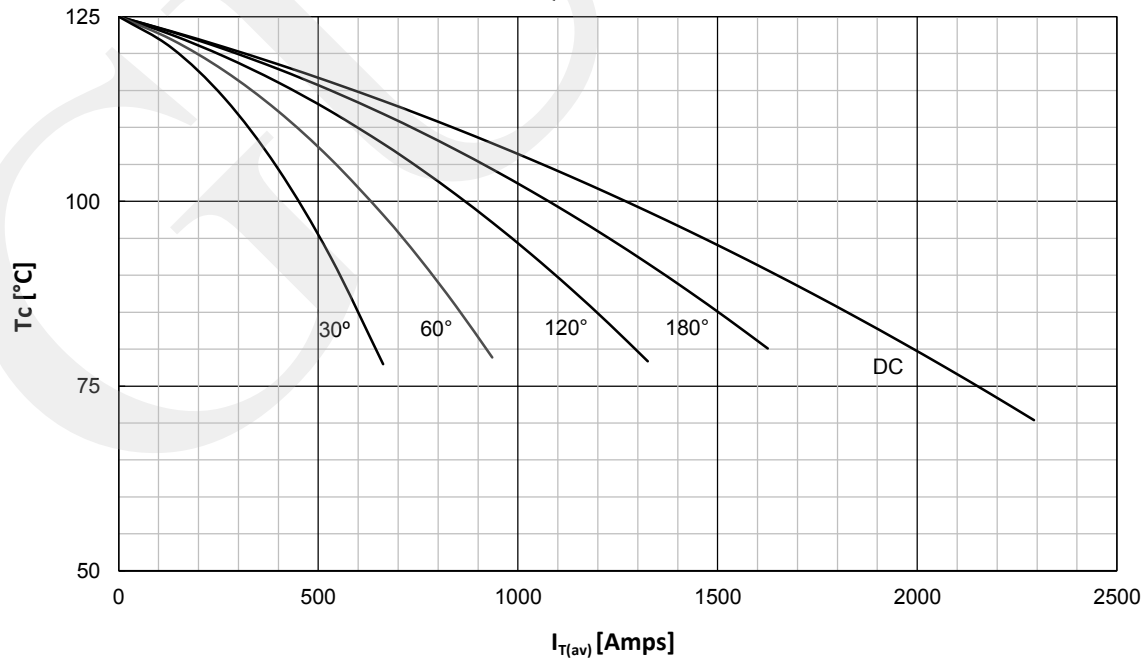
ON STATE CURRENT DERATING CURVE
SINE WAVE



DISSIPATION CHARACTERISTICS
SQUARE WAVE

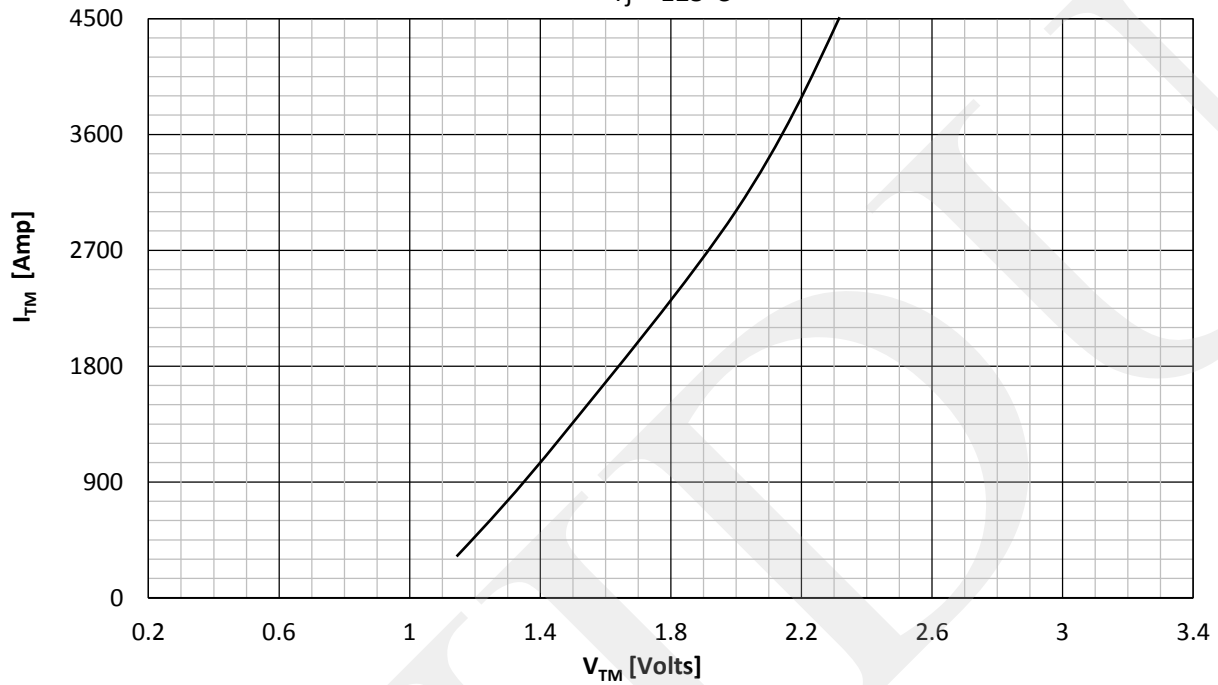


ON STATE CURRENT DERATING CURVE
SQUARE WAVE

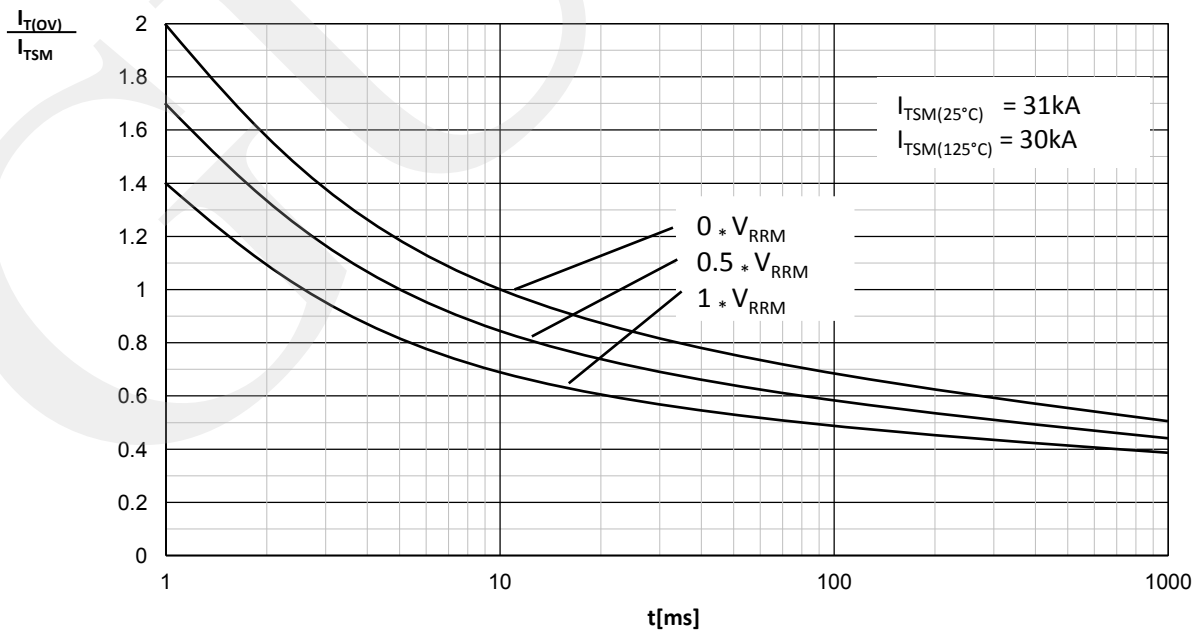


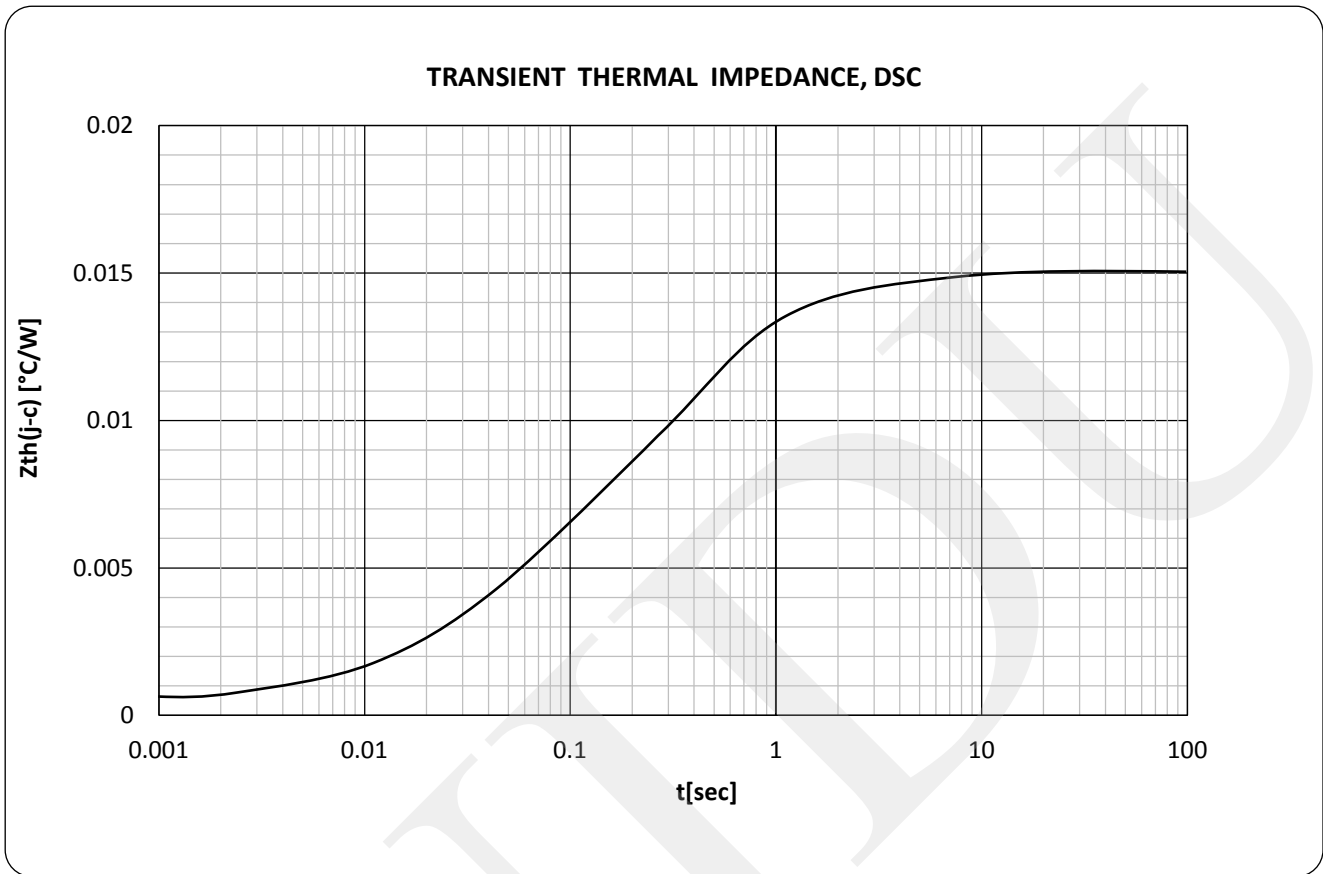
ON -STATE CHARACTERISTICS

$T_j = 125^\circ\text{C}$



SURGE CHARACTERISTICS





ORDERING INFORMATION

GDKP	1460	C	X X
Phase Control Thyristor	Current code	Capsule Version	Voltage Code Code X 100 = V_{DRM}/V_{RRM}

Order Code GDKP1460C28 – 2800V V_{DRM}, V_{RRM} , 26mm clamp height capsule

Outline

